

# Save on Material Handling & Warehouse Products!

## STACK & HANG BINS

- Designed to hang from bin racks, panels, rails and carts
- Bins reduce and control inventories, shorten assembly times and minimize parts handling
- Reinforced ribs, on both sides, prevent bins from spreading under loads
- Unaffected by weak acids and alkalis



Model No.		Outside Dim.			Cap. lbs.	PROMO PRICE
Blue	Red	W"	x D"	x H"		
CF820	CF822	4 1/8	x 5 3/8	x 3	10	0.99
CF825	CF827	4 1/8	x 7 3/8	x 3	10	1.50
CF830	CF832	5 1/2	x 10 7/8	x 5	30	3.40
CF835	CF837	11	x 10 7/8	x 5	50	3.95
CF840	CF842	8 1/4	x 10 3/4	x 7	50	4.85
CF845	CF847	8 1/4	x 14 3/4	x 7	60	6.80
CF850	CF852	16 1/2	x 14 3/4	x 7	75	11.95

## ROLLING LADDERS W/HANDRAILS

- Rolls easily to position and locks firmly to floor
- Non-clogging slip-resistant steel steps
- Spring-loaded front casters
- Capacity: 300 lbs.
- Durable Kleton blue enamel finish



Certified as per ANSI standard A14.7



Model No.	No. of Steps	Top Step Height"	Base Dim. W" x D"	PROMO PRICE
MA614	4	37	30 x 36	349.00
MA616	5	46	30 x 46	369.00
MA617	6	55	30 x 51	389.00



## WIRE SHELF CARTS

- Durable, dependable transport solution that is easy to manoeuvre
- Easily adjustable at 1" increments
- One year limited warranty



Model No.	Dimensions W" x D" x H"	Capacity lbs.*	PROMO PRICE
<b>2 SHELVES</b>			
MK781	30 x 18 x 39	600	155.00
MK782	36 x 18 x 39	600	160.00
MK783	48 x 18 x 39	600	169.00
MK784	60 x 18 x 39	600	209.00
<b>3 SHELVES</b>			
MJ539	30 x 18 x 39	600	179.00
MJ540	36 x 18 x 39	600	189.00
MJ541	48 x 18 x 39	600	199.00
MJ542	60 x 18 x 39	600	229.00

\* Evenly distributed

## CONVERTIBLE HAND TRUCK

- Hand Truck Height: 62"
- Platform Truck: 56" L x 20" W
- Weight: 42 lbs.
- Converts easily from a 2-wheel hand truck to a 4-wheel platform truck
  - Handle Type: Continuous
  - Frame Material: Aluminum
  - Nose Plate: 18" W x 7 1/2" D
  - Wheel Material: Pneumatic
  - Wheel Size: 10" H x 2" W
  - Hand Truck Capacity: 550 lbs.
  - Platform Truck Capacity: 800 lbs.



PROMO PRICE

**279<sup>00</sup>**

Model No. MO068



Pricing in effect until July 28, 2017 or while quantities last. Taxes & freight extra. Due to current market fluctuations, prices may vary without prior notice.



## PLASTIC UTILITY SERVICE CARTS

- Durable structural foam construction will not dent, rust or bend
- Non-marking 4" casters
- Capacity: 500 lbs. evenly distributed



ML618

Model No.	Style	O.A. Dimensions W" x D" x H"	PROMO PRICE
ML618	Lip Up	17 1/2 x 34 1/4 x 32	139.00
ML619	Lip Up	25 3/4 x 40 1/4 x 32	179.00
ML620	Flat Shelf	40 1/4 x 25 1/2 x 32	179.00

## STOCK PICKING CARTS

- Pick and transport stock without the need for a separate ladder
- 14-gauge steel shelves with 1 1/2" lip, configured up
- Slip-resistant steps and positive locking engagement for safety
- Three shelves
- Capacity: 1200 lbs. evenly distributed



MD441



Model No.	Shelf Dim. W" x D"	No. of Steps	Dimensions W" x D" x H"	PROMO PRICE
MD441	24 x 36	3	24 x 52 x 61	435.00
MB507	24 x 48	3	24 x 64 x 61	479.00
MD442	24 x 36	5	24 x 52 x 78	495.00
MB508	24 x 48	5	24 x 64 x 78	539.00



MB296

## HEAVY-DUTY PLATFORM TRUCKS

- Wood deck features a 2" x 2" angle iron frame
- All-welded 11-gauge steel deck
- Platform dim.: 48" L x 24" W
- Removable 1 1/4" chrome handle can be placed at either end



Model No.	Deck	Capacity lbs.*	PROMO PRICE
<b>8" MOLD-ON RUBBER CASTERS</b>			
MB296	Wood	2000	389.00
MB295	Steel	2000	329.00

### 8" NYLON CASTERS

MB130	Wood	2500	399.00
MB131	Steel	2500	339.00

### 10" PNEUMATIC CASTERS

MB256	Wood	1200	469.00
MB255	Steel	1200	399.00

\*Evenly distributed



MB456



## HEAVY-DUTY SHELF TRUCKS

- All-welded
- 14-gauge steel shelves
- 1" diameter tubular steel handle
- Shelves are 1 1/2" lip up configuration
- 5" bolted-on non-marking casters, two rigid, two swivel
- Capacity: 1200 lbs. evenly distributed
- Durable Kleton blue enamel finish

Model No.	No. of Shelves	Shelf Dim. W" x D"	Overall Dim. W" x D" x H"	PROMO PRICE
MB445	2	18 x 30	18 x 33 x 36	199.00
MB447	2	24 x 36	24 x 39 x 36	219.00
MB449	2	24 x 48	24 x 51 x 36	239.00
MB456	3	18 x 30	18 x 33 x 36	224.00
MB459	3	24 x 36	24 x 39 x 36	249.00
MB461	3	24 x 48	24 x 51 x 36	269.00



MK728

MK729

MN103



PROMO PRICE

**59<sup>95</sup>**

## RUBBER WHEEL HAND TRUCKS

- Constructed of 1" 16-gauge steel tube
- 7-gauge steel nose plate
- Overall width: 19 1/2"
  - 8" x 2" wheels
- Capacity: 600 lbs.
- Blue powder-coated finish



Model No.	Description	Height"	Nose Plate W" x D"
MK728	Continuous Handle	46	14 x 8 1/2
MK729	Dual Handle	48	14 x 8 1/2
MN103	P-Handle	51	14 x 9



MN428

## PLASTIC PLATFORM TRUCKS

- HDPE-molded structural plastic
- Lightweight, chemical resistant, and resists damage from long-term exposure to weather conditions
- Non-skid deck surface
- Removable steel handle
  - Handle height: 39"
  - Deck height: 11"



Model No.	Dimensions L" x W"	Capacity lbs.*	PROMO PRICE
<b>8" MOLD-ON RUBBER CASTERS</b>			
MN428	48 x 24	2000	399.00
MN429	60 x 30	2000	549.00
<b>8" PNEUMATIC CASTERS</b>			
MN436	48 x 24	1000	399.00
MN437	60 x 30	1000	539.00

\*Evenly distributed





## DRYWALL CARTS

- Ideal for transporting drywall, wood or metal sheets
- 1 1/4" tubular rail handle and 11-gauge steel platform
- 8" casters, two rigid, two swivel
  - Overall dim.: 44" L x 24" W x 44" H
  - Durable Kleton blue enamel finish



Model No.	Caster	Capacity lbs.*	PROMO PRICE
ML139	Mold-On Rubber	2000	399.00
MD214	Polyurethane	3500	409.00

\*Evenly distributed

## SINGLE LEVEL RAILS HEAVY-DUTY PANEL MOVER CARTS

- All-welded truck ideal for transporting large sheets and long parts
- Constructed from 1 1/4" round tubing and an 11-gauge deck
- Uprights extend 33" above deck
- Deck is 12" off the floor
- 8" clear space between tubes
- Two rigid and two swivel 8" casters
- Durable Kleton blue enamel finish
- Capacity is based on evenly distributed weight



Model No.	Dimensions W" x L" x H"	Caster Type	Cap. lbs.	PROMO PRICE
ML549	30 x 48 x 45	8" Mold-on Rubber	2000	509.00
ML550	30 x 48 x 45	8" Polyurethane	2500	569.00
ML551	30 x 60 x 45	8" Mold-on Rubber	2000	529.00
ML552	30 x 60 x 45	8" Polyurethane	2500	669.00

## HEAVY-DUTY PANEL MOVER TRUCKS


- Ideal for transporting of large sheets and long parts
- All-welded construction made from a 1 1/4" round tubing and 11-gauge deck
- Uprights extend 21" and 33" above deck
- Two swivel and two rigid 8" casters
- Capacity: 2000 lbs. evenly distributed



Model No.	O.A. Dimensions W" x D" x H"	PROMO PRICE
ML360	30 x 48 x 45	539.00
ML362	30 x 60 x 45	565.00

## MOBILE PIPE & BAR RACKS

- All-welded steel construction, ready to use
- 3 double sided storage levels with 7" high uprights to secure load
- Useable space per side 6"-11"-15" (top-middle-bottom)
- Durable Kleton blue enamel finish
- Capacity: 3000 lbs. evenly distributed
- Wheel Material: Polyurethane



Model No.	Dimensions W" x D" x H"	Wt. lbs.	PROMO PRICE
MO248	48 x 36 x 60	205	629.00
MO249	72 x 36 x 60	245	729.00

## PORTABLE WIRE REEL CADDY

- Mobile storage for wire spools, reels, and cables
- Ideal for electricians, contractors and builders
  - Ready to use, all-welded steel construction
    - 4" wide tool tray included
      - Capacity: 400 lbs.
    - Overall Width: 24-1/2"
    - Overall Height: 49"
    - Overall Depth: 23"
    - Weight: 52 lbs.

PROMO PRICE

**254<sup>00</sup>**

Model No. MO215



## VERTICAL BAR RACK

- All-welded steel construction
- Vertically stores bars up to 10' long
  - Four 24" deep dividers
    - Overall dim.: 48" W x 24" D x 60" H
    - Capacity: 3000 lbs.
    - Durable Kleton blue enamel finish

PROMO PRICE

**439<sup>00</sup>**

Model No. RL383



## ALL-IN-ONE DRUM TRUCKS

- All-welded, 1 1/4" round tubular steel frame
- Can be used to transport and dispense drums
- Easy-to-use belt-system and hook keeps drums securely on the truck
- Easy to load and unload on skids
- Handles plastic steel or fibre drums
- Loop handle models provides added leverage while dual handle models provide side body comfort
- Four wheel design for added support and easy manoeuvrability
- 10" Mold-On rubber wheel
- Durable Kleton blue enamel finish
- Capacity: 1200 lbs.

Drum not included



Model No.	Handle Type	Wt. lbs.	PROMO PRICE
DC256	Dual	62	364.00
DC266	Loop	64	384.00

## LOW PROFILE DRUM TRUCK

- All-welded steel construction with 8" x 2" rubber wheels and 4" non-marking rubber swivel casters for smooth movement and easy manoeuvrability
- Ideal for moving full, open top
- 45 imp. gal./55-US gal. drums without spilling contents
- With a low-level frame, only 1" from the ground, this truck allows for easy loading of drums
- Hinged handle moves forward and backward for easy pushing or pulling
- Overall dim.: 30" W x 24" D x 46" H
- Quality powder coat finish
- Capacity: 1000 lbs.



Model No.  
DC500

PROMO PRICE  
**149<sup>00</sup>**

## STEEL DRUM DOLLIES

- Welded 3/16" thick x 4", frames are built to withstand constant use
- 24" inside diameter handles 45 imp. gal./55 US gal. drums
- Comes with four swivel casters
- Quality powder-coat finish



DC202



DC206



Model No.	Caster	Height"	Capacity lbs.	Wt. lbs.	PROMO PRICE
<b>ROUND FRAME</b>					
DC202	3" Polyolefin	6 1/2	750	21	74.90
DC199	3" Polyurethane	6 1/4	1000	24	95.90
DC200	4" Polyurethane	7 3/8	1500	27	109.00
<b>X-FRAME</b>					
DC206	3" Polyolefin	6 1/2	750	13	59.90
DC203	3" Polyurethane	6 1/4	1000	16	75.90
DC204	4" Polyurethane	7 3/8	1500	19	83.90

## HEAVY-DUTY HYDRAULIC PALLET TRUCKS

- Heavy-duty polyurethane tread bonded to cast iron core and rollers provide superior performance
  - 6 1/4" (158.75 mm) wide forks
  - Lowered pallet truck height: 2 7/8"
  - Raised pallet truck height: 7 3/4"
  - Colour: High visibility orange
  - 2-year limited warranty
  - Capacity: 5500 lbs.

PROMO PRICE  
**399<sup>00</sup>**



Model No.	Overall Fork Dim. Width"	Length"
MJ484	20 1/2	36
MJ485	20 1/2	42
MJ486	20 1/2	48
MJ487	27	36
MJ488	27	42
MJ489	27	48
ML372*	27	48

\*All nylon core steering wheels and rollers

## LOW PROFILE HYDRAULIC PALLET TRUCK

- 1 1/2" exit ramp facilitates exit of pallets
  - 6" (152 mm) wide forks
  - Fork dim.: 48" L x 27" W
  - Raised height: 5 1/2"
  - Lowered height: 2"
  - Capacity: 5500 lbs.
  - 2-year limited warranty

PROMO PRICE  
**525<sup>00</sup>**




Model No.  
MN061



## DRUM ROCKERS

- No lifting, straining, or danger of drum tipping backwards
- Removable handle
- Safe method for moving, draining and storing
- Two 3" swivel casters and wheels
- Drum capacity: 55 US gallons



DC443

Model No.	Description	PROMO PRICE
DC443	Knocked-Down Steel	74.90
DC442	All-Welded Steel	99.90

## BUNG NUT WRENCHES

- Fits almost any metal or plastic, male or female bung nuts or plugs
- Offset handle
- Overall length: 13"

DA637



Drum not included

Model No.	Description	PROMO PRICE
DA638	Annealed Ductile Iron	39.95
DA637	Non-Sparking Manganese Bronze Alloy	59.95

## HYDRAULIC STACKER

- Safely manoeuver and lift heavy loads
- O.A. dim.: 22 1/2" W x 39" D x 67 3/4" H
- Platform dim.: 25 3/4" L x 22 3/4" W
  - Platform height: Lowered: 4", raised: 60"
  - Capacity: 880 lbs.



PROMO PRICE

999.00



Model No. MN397

## HIGH WORK MAINTENANCE PLATFORMS

- Convert any forklift truck to a work platform
- All-welded design with a 14-gauge non-skid steel platform
- 72" safety mesh back screen protects user from lift mechanism
- Capacity: 1000 lbs.
- Durable Kleton blue enamel finish

Meets or exceeds safety standard ASME B56.1 when a safety harness and lanyard are worn!



MD444

Model No.	Dimensions W" x D"	Wt. lbs.	PROMO PRICE
MD444	36 x 36	230	699.00
MH800	48 x 48	300	1099.00
MD338	6" Caster Kit		139.00

## SCISSOR LIFT TABLES

- Heavy-duty construction with captured scissor rollers for maximum stability
- Superior hydraulic systems feature an integrated pump-cylinder for maximum reliability
- Ergonomic push handle with convenient lowering control
- Quality powder-coated finish provides exceptional durability and corrosion resistance
- MJ518, MJ519 and MJ521 include collapsible handle
- Platform height dimensions include the wheels



MJ518



MJ519



MJ520

Model No.	Platform Height		Platform Dim.		Handle Height"	Pedal Strokes To Max.	Load Cap. lbs.	PROMO PRICE
	Lowered"	Raised"	Width"	Length"				
MJ518	8 5/8	29	17 3/4	27 1/2	37 3/8	28	330	499.00
MJ519	11 1/4	34 5/8	19 3/4	32	39	27	660	589.00
MJ520*	14	51 1/4	19 3/4	35 3/4	38 3/8	53	770	729.00
MJ521	11 1/4	34 5/8	19 3/4	32	39	27	1100	619.00
MJ522	11 1/4	36	31 7/8	63	39	55	1100	999.00
MJ523	16 1/2	35 3/8	20 1/8	39 3/8	39 3/8	45	1650	749.00
MJ524	15	39	20 1/8	40	38 5/8	82	2200	819.00
MJ525	11 3/4	53 1/2	29 1/2	80 1/8	39 3/8	200	2200	1649.00
MJ526*	17 1/2	59 1/8	24	48	40	97	1545	1449.00

\* Double scissors



## POLYETHYLENE DUMP TRUCKS

- Ideal for transporting and dumping waste, scrap and other bulk materials
- Polyethylene body is mounted on an all-welded steel chassis
- Includes small swivel caster(s) at the front and large fixed wheels at the rear



Model No.	Durability	Capacity cu.yds.	lbs.	PROMO PRICE
MN980	Light Duty	5/8	500	349.00
MN981	Standard Duty	5/8	850	499.00
MN982	Standard Duty	1.1	1250	669.00
MN983	Heavy Duty	1.1	2000	819.00

## SECURITY SHELF TRUCKS



ML242




- Rugged all-welded steel construction, ready to use
  - Frame constructed from 1 1/2" angle iron and 2" x 2" wire mesh, 14-gauge steel shelves, 1 1/2" lip up
- Includes: Two rigid and two swivel 5" non marking bolted-on casters and hasp for padlock
  - Inside wall height: 55"
  - Handle height: 42"
  - Capacity: 1200 lbs. evenly distributed

Model No.	Base W" x L"	Clearance Between Shelves"	PROMO PRICE
<b>2 SHELVES</b>			
ML239	24 x 48	25	764.00
ML240	24 x 60	25	894.00
ML241	30 x 48	25	867.00
ML242	30 x 60	25	964.00
<b>3 SHELVES</b>			
ML251	24 x 48	16	819.00
ML252	24 x 60	16	939.00
ML253	30 x 48	16	959.00
ML254	30 x 60	16	999.00

## KNOCKED-DOWN SELF-DUMPING HOPPERS

- Economical alternative to all-welded self-dumping hoppers
- Ships knocked down in a well packaged wood crate
- Simply bolt together panels, gears and latch to the fully assembled base
- Fork lift-operated self-dumping hopper
- Gauge: 12 ga.
- Material: Galvanized Steel
- Colour: Silver
- Base Thickness: 3/16" Ga.
- Load Capacity: 2000 lbs.
- Caster set includes: 4 Galvanized steel mounting brackets, 4-4" Phenolic swivel casters, and mounting hardware



MO130



Model No.	Capacity cu. yd.	Wt. lbs.	PROMO PRICE
MO130	5/8	182	699.00
MO131	1	227	799.00
MO132	1 1/2	290	979.00
<b>CASTER SET</b>			
MO247	-	-	159.00

## POLY BOX TRUCKS

- Seamless durable 100% polyethylene bins
- Leakproof and easy to clean
- 3" polyolefin casters
- Capacity is based on evenly distributed weight



MN984

### PLYWOOD BASE

- Bins are mounted on a 3/4" treated plywood undercarriage

### STEEL CHASSIS

- Bins are mounted on an all-welded steel chassis with a durable Kleton blue enamel finish



MN985



Model No.	Base	Wall	Capacity cu.ft.	lbs.	PROMO PRICE
MN984	Plywood	Tapered	9	500	209.00
MN986	Plywood	Tapered	12	500	249.00
MN988	Plywood	Tapered	16	500	319.00
MN985	Steel Chassis	Tapered	9	800	269.00
MN987	Steel Chassis	Tapered	12	800	319.00
MN989	Steel Chassis	Tapered	16	800	449.00

## BOX TRUCKS

- Rugged all-welded 1 1/2" angle iron construction and 2" x 2" wire mesh, ready-to-use
- Contain and transport small bulk parts or materials in your plant or warehouse
  - 5" bolted-on non-marking rubber casters, two rigid, two swivel
    - Handle height: 30"
  - Inside wall height: 24"
  - Capacity: 1200 lbs. evenly distributed
  - Durable Kleton blue enamel finish



MB672

Model No.	Base Dim. L" x W"	O.A. Dimensions L" x W" x H"	PROMO PRICE
MB672	36 x 24	39 x 24 x 31 1/2	399.00
ML186	48 x 24	51 x 24 x 31 1/2	459.00
ML188	48 x 30	51 x 30 x 31 1/2	499.00
MB680	60 x 30	63 x 30 x 31 1/2	549.00
ML189	72 x 30	75 x 30 x 31 1/2	629.00

Pricing in effect until July 28, 2017 or while quantities last. Taxes & freight extra. Due to current market fluctuations, prices may vary without prior notice.